

**Santa Barbara Neighborhood Clinics
2012 Proposal
Cover Sheet**

Funder you are applying to: St. Francis Foundation
Legal Name of Applicant Organization: Santa Barbara Neighborhood Clinics
Program Name (if applicable): Care for Every Child
Funds will pay for: Direct Program Support
Full Mailing Address: 1900 State Street, Suite G, Santa Barbara , CA 93101
Location(s) if different from above: _____
Executive Director: Cynder Sinclair, D.M. Phone: (805) 617-7851
Fax: (805) 898-2002 Email: cynder@sbclinics.com
Website: www.sbclinics.com

Contact Person & Title: Sunita Jethmalani, Director of Grants & Research Phone: (805) 617-7854

Tax-exempt Status: (Most funders require 501(c)(3) status. You must check this requirement before applying)
501(c)(3) Granted Tax I.D. Number : 770496382 Other: _____

Type of Request: Check with individual foundations to determine the types of accepted grant requests.

General Support Program Support Seed Funding Research
Capital Endowment Multi-Year Other

This Grant Request: \$15,000 Total Project Budget: \$2,387,639
Grant Period from: 07/01/2012 To: 06/30/2013
Total Organizational Budget for Current Year: \$9,183,225 Fiscal year begins: 07/01/2012

Summarize the organization's mission statement (two to three sentences):



The mission of Santa Barbara Neighborhood Clinics is to provide high quality, affordable, comprehensive healthcare to all people regardless of their ability to pay, especially those uninsured and otherwise underserved, while maintaining a welcoming environment and treating patients with compassion, dignity, and respect. We strive to achieve excellence and to maximize the potential of each employee, volunteer, and board member through a respectful and supportive organization.

Summarize your grant request (two to three sentences):

SBNC is requesting a grant in the amount of \$15,000 for our "Care for Every Child" program. This program provides medical care, dental care, mental health services, health education, chronic care management, case management, health insurance enrollment, and outreach to the low-income, uninsured, homeless and underserved children in south Santa Barbara County.

Proposal Authorization

We certify that the information in this application is to the best of our knowledge true and accurate and is submitted with our Board of Directors'/Governing Body's full knowledge and endorsement:

<u>Eileen Bunning, RN, BS, MA</u>	<u>Board Chair</u>		<u>2/20/12</u>
Name of Authorized Board/Governing Body Representative	Title	Signature	Date
<u>Cynder Sinclair, DM</u>	<u>Chief Executive Officer</u>		<u>2-22-12</u>
Name of Lead Staff Member (or 2nd Representative)	1 Title	Signature	Date

Proposal Narrative

BACKGROUND

1. Your organization’s history and accomplishments

SBNC is the critical health safety net for Santa Barbara County. SBNC was formed in 1998 by merging three existing medical clinics, which had provided medical care to low-income patients since the 1970's. Today, SBNC consists of three free-standing Medical Clinics, Health Promotion Center (HPC), a Neighborhood Counseling Program, a Dental Clinic with a Dental Education Center and an Administrative Office. SBNC provides services to patients regardless of their ability to pay or eligibility for health care coverage. **Some 2010-11 SBNC accomplishments include:** balanced budget for second year in a row, increased number of patients served, increased revenues (mainly through improved billing and collection, timely filing of claims, timely reworking of denials), increased clinic productivity, increased community outreach (through collaborations with over 100 organizations, event organizers, media outlets, etc.).

2. Your current programs and activities.

Services: SBNC provides the following free and sliding-scale services to the low-income, homeless, uninsured and underserved population of south Santa Barbara County:

<ol style="list-style-type: none"> 1. Preventive and critical medical and dental care and supplies 2. Mental health and counseling services - <i>through our Neighborhood Counseling Program.</i> 3. Chronic care management for illnesses such as diabetes, pre-diabetes, hypertension, asthma, ADHD, etc. 4. Cancer Detection Program and Breast and Cervical Cancer Treatment Program 5. Family Planning Services, HIV, Hepatitis C and STD education, counseling and testing; 	<ol style="list-style-type: none"> 6. Application assistance for health coverage, such as prescription assistance program, Healthy Families and Healthy Kids 7. “Care For Every Child” program 8. “Care for Every Senior” Program 9. “Priority Women’s Health” Program (includes family planning & supplies) 10. Bi-cultural/Bi-lingual health and life-skills education (includes teen health advocacy, Hispanic/Latino women health advocacy) 11. Community outreach and presentations 12. CalWorks Welfare to Work Program, Work Force Investment Board, internships, work-study and other work training programs
--	---

Demographics: In 2011, SBNC served 16,743 unduplicated patients with 81,151 total patient and health education visits. 95% of patients were below Federal Poverty Level, 66% Hispanic, 61% women, and 37 % children (70% of dental clinic patients were children). Patient and Community Benefit: In the current economy, the gap between rich and poor has increased with the impoverished not being able to afford critical healthcare services. SBNC fills in this gap by offering high quality, affordable, comprehensive healthcare services (free and sliding fee-scale) to all individuals, especially the uninsured and underserved, regardless of their ability to pay. SBNC’s “Circle of Care” approach which prioritizes health education & early intervention enables our patients to improve their overall well-being, quality of life and financial stability.

3. Your organization’s relationships with other organizations working to meet the same need.

SBNC's success as the health safety net for south Santa Barbara County is due in part because of our numerous collaborations with over 100 organizations and agencies. Collaborations with *other medical facilities* --such as Cottage Health System, Sansum Clinic, County Public Health and local oral and medical surgeons--allows us to provide expanded services and treat patients whose needs fall outside our scope of care. Collaborations with *colleges and universities* (e.g.: SBCC, Pacifica Graduate University, Santa Barbara Graduate Institute among others) allow us to provide work-study, residency, internships and other training opportunities for students and community members. Collaborations with numerous non-profits including DRI, Casa Serena, Casa de la Raza, Casa Esperanza, Boys & Girls Club, Isla Vista Teen center, SB Food Bank, local schools, YMCA in Isla Vista, allow our organizations to work together to outreach and serve underprivileged populations in our community.

FUNDING REQUEST

1. What need or problem does your project work to address?

National surveys report that more than one million (11%) California children remain uninsured. In addition, more children than ever are becoming uninsured through their parents' unemployment and loss of employer-based health coverage, and health coverage in general is becoming prohibitively expensive and less accessible. According to February 2012 report by UCLA Center for Health Policy Research¹, 41.8 percent of uninsured children were more likely to not seeing a health care provider in the past year compared to 8.3 percent of children whose parents had employment-based insurance - lack of insurance equals to lack of health care.

Preventable children's hospitalizations cost the state \$7,000 per visit². Without health insurance, families often forgo preventive care, choosing to access health care only when their children are seriously ill. As such, illnesses that could have been treated easily at earlier stages become much more severe. In addition to undermining children's health, this delayed approach to care costs the public significantly more than preventive services as care is often accessed through expensive emergency care providers.

Statistics show that when a child has a medical home, or usual place of care, the quality of care vastly improves because health care providers build a more complete medical history and relationship with patients, and patients learn to change unhealthy behaviors and receive regular preventive care. "Care for Every Child" program services emphasize preventive strategies and incorporate extensive health education to increase the overall outcome and well-being of children and our community as a whole.

With current economic situation, recession, high rate of unemployment, and layoffs, more patients are walking into our clinics and "Care For Every Child" program services are becoming more and more vital to our community. 37% of all SBNC clinic visits are made by children 0-18 years of age. 72% of total patient visits delivered by SBNC's Eastside Family Dental Clinic (EFDC) are to child patients. EFDC is currently seeing an average of over 1,100 patient visits per month.

As more people utilize our services, our program expenses increase because we provide services to every single person who walks through our doors, regardless of their ability to pay for services or their eligibility for health care coverage. A one-year grant of \$15,000 from St. Francis Foundation will enable SBNC's "Care for Every Child" program to continue providing a wide-spectrum of health care services to the low-income and underprivileged children (0-18 years) in south Santa Barbara County. By improving the health of one child at a time, we enhance the quality of life of our entire community, making it more vibrant, with end result of greater financial stability and success for all.

2. Program Goals and outcomes

With your valuable funding, we aim to deliver the following:

- To provide services to 5,600 unduplicated children (ages 0-18 years).
- To deliver at least 21,100 patient visits (to include 11,600 medical visits and 9500 dental visits).
- To serve more below Federal Poverty Level patients (estimated at 98%) and more low-income, uninsured Hispanic/Latinos (estimated at 84%).

The overarching goals of "Care For Every Child" program include:

<ul style="list-style-type: none"> • Keeping families out of emergency rooms & decreasing school absenteeism for preventable ailments • Increasing self-management skills and healthy-life styles 	<ul style="list-style-type: none"> • Empowering families through education and increased access to services • Regular care for chronic conditions, e.g. diabetes and asthma
---	---

¹ <http://www.healthpolicy.ucla.edu/NewsReleaseDetails.aspx?id=100>

² http://www.childrennow.org/index.php/site/content_print_template/learn/health_coverage



3. Describe your program

SBNC's "Care for Every Child" program is an *ongoing program* which provides comprehensive healthcare services to children (ages 0-18 years) in south Santa Barbara County. This program targets low-income, uninsured, underinsured, underserved and homeless children (0-18 years) in south Santa Barbara County. SBNC provides services to children regardless of their parents' ability to pay or eligibility for health care coverage.

"Care For Every Child Program" services include – preventive and critical medical, dental and mental health care, chronic care management (e.g. diabetes and asthma management and prevention), health insurance enrollment, one-on-one and group bilingual/bi-cultural health and life-skills education, teen health education and advocacy, and community outreach.

This program targets the whole child. By targeting services toward the whole child, not just the immediate medical or dental symptom, such as a cold or cavity, we can change unhealthy behaviors and address all aspects of the child's growth and development.

Services such as health care application assistance, case management, chronic care management, and health education improves our patients' lives and addresses issues which affect their health and financial stability.

4. Organization's most pressing needs?

We would like to briefly describe some of SBNC's Current Organizational Struggles –

- **More patients to serve** – With the current economic situation, high rate of unemployment and layoffs, SBNC clinics have seen a greater influx of below federal poverty level patients in the last year. With healthcare reform and new patients becoming eligible for Medi-Cal benefits, we expect to see more than a 40% increase in demand for our services by 2014. However, with state budget cuts, we also simultaneously expect to realize reduced reimbursements for patient services delivered.
- **Federally mandated migration to Electronic Health Records (EHR)** – SBNC is in the midst of the 2014 federal mandate to migrate to Electronic Health Records (EHR). This is a multi-million dollar project. To support this project, we have started a \$3.5 MM Capital Campaign with Netzel Grigsby & Associates. The first phase of this project was completed in early January 2012 – this entailed replacing our old Sage Health Pro Legacy Practice Management System with the new NextGen Electronic Practice Management System.
- **Decreased Contributions in FY 2011** – You will note from SBNC's FY2011 Audited Financial Statements, our Total Public Support in FY2011 (\$1,236,418) was significantly lower than in FY2010 (\$1,825,335). The main reason for this was a 35% decrease (\$603,600) in contributions (which includes Foundation grants) from 1,765,181 in FY2010 to 1,161,581 in FY2011.
- **Cut in County Contracts** – Despite the increased demand for services, in 2011, SBNC saw a 30% reduction in some Santa Barbara County contracts.
- **Loss of loyal local supporting foundations' funding** – In 2011, some loyal supporters of SBNC changed their priority funding areas making us ineligible to apply for grants from these foundations. In addition, we also received much lower donations from individuals in the community.
- **Total Loss of Revenues** – Overall, SBNC will see a total loss of \$300,000 in revenues in FY2012.

SBNC's Cost Vs. Reimbursement

SBNC is unique in its ability to provide free and sliding-scale services to underserved populations. Our average cost to deliver a patient's visit is \$121, but the average payment/ reimbursement is \$99 (only 80% of costs). We rely on grants and donations to fill this remaining funding gap of 18% which is substantial as it translates to \$1.32 MM for over 70,000 patient visits we serve per year. Our medical services prioritize preventive strategies and health education, even as we continue to serve over 436 NEW patients each month.

5. How do you plan to evaluate the effectiveness of the grant?

Improved patient health outcomes while staying financial sustainable are the ultimate program effectiveness indicators. SBNC evaluates the effectiveness of “Care For Every Child” program based on number of unduplicated patients served, number of total patient and health education visits, overall improvement in health of family members, and in their understanding of preventive care and the subsequent changes in their unhealthy behaviors. SBNC's Chief Medical Officer, Chief Dental Officer, and the Medical Practices Committee of the Board of Directors oversee all SBNC clinical staff and programs. They perform quarterly evaluations and analyses of all programs. Evaluations are based upon community need; total number of low-income served by the program, types of services performed, quality of services provided and total cost of services. In addition, each month SBNC Teams and our Board of Directors evaluate number of unduplicated patients seen at each clinic site, total number of visits, which programs were utilized and reimbursements from various payer sources, e.g., self-pay, Medi-Cal, Healthy Families, Healthy Kids, etc. We also evaluate year over year variations quarterly. Based on the evaluation results & outcomes, adjustments are implemented for various programs & services.

6. Summarize the skills and relevant experience of staff essential to your program’s success.

The following staff (with term of service ranging from less than one year to over 30 years) will work to meet the goals & objectives for “Care For Every Child” program – Charles Fenzi, MD, is SBNC’s Chief Medical Officer and will oversee all aspects of our three medical clinics. Quynh Nguyen, DDS, is our Chief Dental Officer overseeing the Eastside Family Dental Clinic. Alfredo Bimbela, PhD, NP, is our Chief Mental Health Officer responsible for SBNC’s Mental Health and Counseling Program. Yessenia Marroquin, Director of Clinic Operations, directs and manages all clinic operations. Gina Carbajal, Director of Health Promotions oversees outreach and all health education activities. Dennis Feeley, MFT, Director of Sexually Transmitted Diseases oversees HIV and Hepatitis C outreach activities and testing. In addition, Leslie Kearney, QA and Compliance Manager, is responsible for generating all reports with patient statistical data.

7. If full funding is not available through this request, how will you proceed?

SBNC is working on its overall strategic plan to increase and maximize revenues from various other sources, increase capacity and improve organizational sustainability so we can improve our outcome as an organization. SBNC's Fundraising Plan for FY 2012 involves –

- **Capital Campaign** –To support the multi-million dollar federally mandated migration to Electronic Health Records (EHR), we have started a \$3.5 MM Capital Campaign with Netzel Grigsby & Associates. Concurrently, we also plan to raise \$5MM over next 5 years (\$1 MM/year) in general operating support.
- **Meaningful Use Incentives** –With demonstration of 'meaningful use' of certified EHR technology, starting 2012, SBNC will receive increased Medicaid Incentive Payments totaling \$1.15 MM over the next 6 years.
- **Increased Grants Funding** – SBNC relies on grants from private foundations and contributions from individual donations to fill the 18% funding gap of \$1.32 MM. We will continue to pursue these sources diligently.
- **Increased Federal Funding** – This year, SBNC's strategic plan involves increasing federal funding. We are working to achieve Federally Qualified Health Center Look Alike (FQHC-LAL) status which, if approved, will enable us to receive increased Medicare & Medicaid Incentive payments.

If needed, to meet the increased demand for “Care For Every Child” program services, SBNC will utilize a portion of the General Operating grant funding for this program.

**Santa Barbara Neighborhood Clinics
2012 Board of Directors**

Name	City/ Zip Code	Gender	Race / Ethnicity	Years on Board	Occupation / Other Affiliations	Age
Eileen Bunning, RN, BS, MA Board Chair	Santa Barbara 93111	F	Caucasian	3	Retired, Nurse/ Community Volunteer; Volunteer w/national hospice care	65
Paul Jaconette Vice Chair	Santa Barbara 93102	M	Caucasian	3	Chief Operating Officer, CenCal Health/ SB Chamber; Goleta Valley Chamber; Rotary of SB; California Association of Physicians	49
Gary Gray, CPA Treasurer	Santa Barbara 93101	M	Caucasian	<1	Self Employed Certified Public Accountant	62
Mark Palmer Secretary	Santa Barbara 93101	M	Caucasian	<1	Chief Executive Officer, Focus LLC	62
Deborah Babineau	Santa Barbara 93101	F	Asian	<1	Vice President & Founder, BB&H Benefit Designs SBNC Patient	41
Enriqueta Garcia	Santa Barbara 93103	F	Hispanic/Latino	<1	Retired Business Owner; SBNC Patient	50
Jeffrey Kupperman, MD	Santa Barbara 93105	M	Caucasian	<1	Pulmonologist, Santa Barbara Pulmonary Consultants	60
Chris Lambert, MD	Santa Barbara 93108	M	Caucasian	<1	Physician, South Coast Emergency Medical Group	66
Kathleen McMahon	Santa Barbara 93101	F	Caucasian	<1	Self Employed Consultant; SBNC Patient	41
Candice Nyholt, MBA	Santa Barbara 93101	F	Asian	1	Account Executive, SurfMedia; SBNC Patient	29
Michael O'Kelley, CPA, CFE	Santa Barbara 93111	M	Caucasian	3.6	Partner, Palius & O'Kelley Certified Public Accountant	62
Nathaniel Reinke	Santa Barbara 93103	M	Caucasian	1	Chief Executive Officer, Green Well; SBNC Patient	33
Kathleen Rodriguez, MPH	Santa Barbara 93105	F	Hispanic/Latino	1.6	Manager, Patient Care Services, Sansum Clinic	63
Austin Sexton	Santa Barbara 93160	M	Caucasian	<1	Retired Entrepreneur SBNC Patient	69
Melinda Staveley	Santa Barbara 93102	F	Caucasian	<1	Vice President, Cottage Rehabilitation Hospital	67
Henry O. Ventura	Goleta 93117	M	Hispanic/Latino	1.6	Employment Manager, Bacara Resort; SBNC Patient	28
Carmen Young, M.Ed., PA-C	Santa Barbara 93105	F	Hispanic/Latino	1	Physician's Assistant	31

How often does the Board / Governing Body meet? MONTHLY

Applicant Name: Santa Barbara Neighborhood Clinics

Program or Capital Budget

Note: This form is not required for general support grant requests

Program Name/Capital Request: Care For Every Child

Budget dates for grant period: FY2013 (July 1, 2012 - June 30, 2013)

INCOME

Possible categories: Government grants, foundation grants, individuals, business support, events, fees for service, etc.

Source	Total Program(\$)	Pending (\$)	Secured (\$)	Notes
Patient Fees (Self Pays)	\$ 348,342	\$ 348,342		
Non Govt. Payors	\$ 24,049	\$ 24,049		
Federal Programs	\$ 132,823	\$ 132,823		
State Programs	\$ 1,397,379	\$ 1,397,379		
County Contracts	\$ 118,689	\$ 118,689		
Grants and Donations	\$ 348,463	\$ 348,463	\$ 45,100	
Other Income	\$ 17,894	\$ 17,894		
TOTAL INCOME	\$ 2,387,639	\$ 2,387,639	\$ 45,100	

List the In-Kind (non-cash) contributions: medical supplies (Direct Relief International)

EXPENSES

Possible categories: Salaries, professional fees, rent and utilities, travel, publicity/outreach, events, etc.

Item	Total Program(\$)	This Request (\$)	Notes
Payroll Expenses	\$ 1,541,061	\$ 5,000	
Employee Benefits	\$ 278,515		
Employee Expenses	\$ 50,737		
Operating Expenses	\$ 256,842	\$ 5,000	
Occupany Costs	\$ 97,045	\$ 5,000	
Outside Services	\$ 123,568		
Other Expenses	\$ 39,871		
TOTAL EXPENSES	\$ 2,387,639	\$ 15,000	

Revised December 2007

Applicant Name: Santa Barbara Neighborhood Clinics

Organization Financial Summary

Note: This form is not required for general support grant requests.

Organization Name: Santa Barbara Neighborhood Clinics
Fiscal Year Dates July 1-June 30

INCOME

Possible categories: Government grants, foundation grants, individuals, business support, events, fees for service, etc.

Source	Prior Year's Actual (\$) [FY2011]	Projected Annual Budget FY 2012 (\$)	YTD Actual (\$) [FY2012 -As of 1-31-2012]
Patient Fees (Self Pays)	\$ 1,051,673	\$ 1,179,246	\$ 572,683
Non Gov Payors	\$ 21,177	\$ 81,412	\$ 20,080
Federal Programs	\$ 295,814	\$ 449,648	\$ 193,423
State Programs	\$ 4,612,033	\$ 4,730,566	\$ 2,921,720
County Contracts	\$ 396,001	\$ 401,800	\$ 245,621
Grants and Donations	\$ 1,187,825	\$ 1,153,053	\$ 673,364
Other Income	\$ 95,189	\$ 60,500	\$ 64,241
Non-Operating Revenue	\$ 123,115	\$ 1,127,000	\$ 195,393
TOTAL INCOME	\$ 7,782,827	\$ 9,183,225	\$ 4,886,525

List the In-Kind (non-cash) contributions: medical supplies (Direct Relief International)

EXPENSES

Possible categories: Salaries, professional fees, rent and utilities, travel, publicity/outreach, events, etc.

Item	Prior Year's Actual (\$) [FY2011]	Annual Budget (\$) FY2012	YTD Actual (\$) [FY2012 -As of 1-31-2012]
Payroll Expenses	\$ 4,633,753	\$ 5,257,816	\$ 3,018,121
Employee Benefits	\$ 809,349	\$ 983,680	\$ 441,377
Employee Expenses	\$ 93,813	\$ 309,511	\$ 157,807
Operating Expenses	\$ 1,069,438	\$ 721,797	\$ 553,148
Occupancy Costs	\$ 277,731	\$ 227,546	\$ 143,148
Outside Services	\$ 210,398	\$ 278,150	\$ 147,382
Other Expenses	\$ 13,895	\$ 109,726	\$ 73,288
Non-Operating Expense	\$ 173,965	\$ 1,294,999	\$ 352,186
TOTAL EXPENSES	\$ 7,282,341	\$ 9,183,225	\$ 4,886,457
NET PROFIT OR LOSS	\$ 500,486	\$ -	\$ 69

Total Capital Expenses	\$ 28,694	\$ 277,000	\$ 44,391
------------------------	-----------	------------	-----------

i.e., computers, vehicles, building improvements, etc:

Explanatory Notes:

Applicant Name: Santa Barbara Neighborhood Clinics

Organization Balance Sheet Summary

Note: Check with each foundation to see if this form is required.

	MOST CURRENT (\$)	PRIOR YEAR CLOSE (\$)
ASSETS	[FY2012 -As of 1-31-2012]	[FY2011]
Current Assets		
Cash and Equivalents	\$ 919,688	\$ 1,726,177
Accounts Receivable	\$ 1,424,704	\$ 283,656
Prepaid Expenses	\$ 33,659	\$ 37,403
Inventory	\$ 72,277	\$ 72,277
Grants/Pledges Receivable	\$ 173,008	\$ 460,330
Other:		
Fixed assets (Net)		
Property	\$ 1,276,542	\$ 1,276,542
Buildings	\$ 1,715,035	\$ 1,750,498
Equipment	\$ 128,747	\$ 116,298
Capitalized Leases	\$ 394,721	\$ -
Investments		
Endowments	\$ 96,521	\$ 96,353
Other: Charitable Remainder Trusts	\$ 651,446	\$ 651,446
Certificate of Deposit	\$ 264,751	\$ 263,955
TOTAL ASSETS	\$ 7,151,099	\$ 6,734,935
LIABILITIES		
Current Liabilities		
Accounts Payable	\$ 122,370	\$ 93,080
Accrued Expenses	\$ 359,649	\$ 333,902
Long Term Debt (Current Portion)	\$ 27,903	\$ 27,903
Short Term Debt - Capitalized Leases	\$ 110,341	\$ -
Other: Deferred Revenue	\$ 12,500	\$ 50,000
Long Term Debt (over a year)		
Loan - Mortgage	\$ 143,487	\$ 159,662
Other: Capitalized Lease (L/T portion)	\$ 304,393	\$ -
TOTAL LIABILITIES	\$ 1,080,643	\$ 664,547
NET ASSETS		
Unrestricted	\$ 4,995,432	\$ 4,995,363
Temporarily Restricted	\$ 851,024	\$ 851,025
Permanently Restricted	\$ 224,000	\$ 224,000
TOTAL LIABILITIES		
AND NET ASSETS	\$ 7,151,099	\$ 6,734,935

INTERNAL REVENUE SERVICE
P. O. BOX 2508
CINCINNATI, OH 45201

DEPARTMENT OF THE TREASURY

Date: OCT 09 2003

Employer Identification Number:

77-0496382

DLN:

17053263733033

SANTA BARBARA NEIGHBORHOOD CLINICS
970 EMBARCADERO DEL MAR
ISLA VISTA, CA 93117

Contact Person:

ERIC J BERTELSEN

ID# 31323

Contact Telephone Number:

(877) 829-5500

Public Charity Status:

509(a)(2)

Dear Applicant:

Our letter dated APRIL 1999, stated you would be exempt from Federal income tax under section 501(c)(3) of the Internal Revenue Code, and you would be treated as a public charity during an advance ruling period.


Based on our records and on the information you submitted, we are pleased to confirm that you are exempt under section 501(c)(3) of the Code, and you are classified as a public charity under the Code section listed in the heading of this letter.

Publication 557, Tax-Exempt Status for Your Organization, provides detailed information about your rights and responsibilities as an exempt organization. You may request a copy by calling the toll-free number for forms, (800) 829-3676. Information is also available on our Internet Web Site at www.irs.gov.

If you have general questions about exempt organizations, please call our toll-free number shown in the heading between 8:00 a.m. - 6:30 p.m. Eastern time.

Please keep this letter in your permanent records.

Sincerely yours,



Lois G. Lerner
Director, Exempt Organizations
Rulings and Agreements

Letter 1050 (DO/CG)